
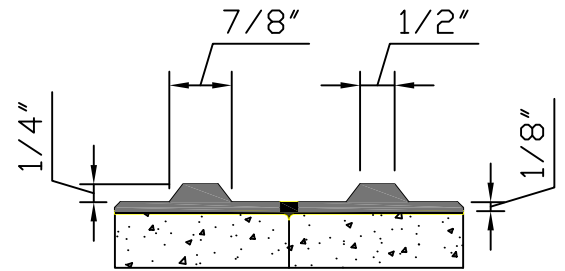


QEP FLEX STONE RAILROAD DETECTABLE WARNING TILE




CROSS SECTION



THE CROSS SECTION SHOWS THE CHAMFERED EDGE OF THE TILES AND THE ELASTOMERIC JOINTING MATERIAL USED OVER ANY JOINTS

TILE LAYOUT



FLEXIBLE COMPOSITE STONE TRUNCATED DOME TILES BONDED TO THE SUBSTRATE USING ELASTOMERIC TWO PART ADHESIVE

QEP CORPORATION

2 3/8"